



# TubTUNES

Fill to  
Circles

## "It's Raining It's Pouring"



It's Rain - ing

It's Pour - ing

The Old Man

is Snor - ing



Bumped his Head he went to bed and he Couldn't Get Up in the Mor-ning



Fill to  
Squares

### “Mary Had A Little Lamb”



E D C D E E E D D D E G G

Ma - ry had a Li - ttle Lamb Li - ttle Lamb Li - ttle Lamb



E D C D E E E E D D E D C

Ma - ry had a Li - ttle Lamb It's Fleece was White as Snow



# TubTunes

Fill to  
Squares

Beethoven - "Ode To Joy"



E E F G G F E D C C D E E D D



E E F G G F E D C C D E D C C



# TubTUNERs

Fill to  
Circles

“Old MacDonald Had A Farm”



G

G

G

D

E

E

D

B

B

A

A

G

Old

Mac

Don - ald

Had

a

Farm

EE

I

EE

I

OH



D

G

G

G

D

E

E

D

B

B

A

A

G

And

on

That Farm

he

Had

a

Horse

EE

I

EE

I

OH



# TubTuners

Fill to  
Squares

## "The Itsy Bitsy Spider"



G

C

C

C

D

E

E

E

D

C

D

E

C

The

It - sy

Bit - sy

Spi - der

Went up

the

Wa - ter

Spout



E

E

F

G

G

F

E

F

G

E

Down Came

the

Rain

and

Washed

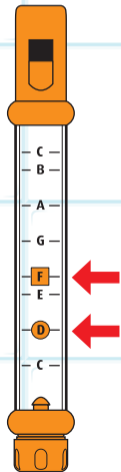
the

Spi - der

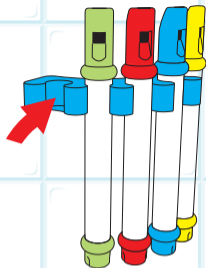
Out



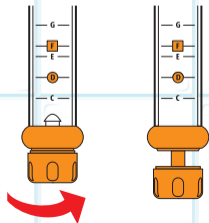
# TubTunes



- Tune your Water Flutes by filling with water.
- Dunk the flutes under water. Empty out any extra water until you have filled them to the right level.
- Tune the flutes either to the squares or circles. These shapes correspond to the circles and squares on the song sheets.
- Wet the music sheets and stick them to the bath or tub wall and play songs by following the colored notes.
- To drain, push the the bottom cap up and twist as shown (right). Hang your flutes in the holder and let them dry.



Play flutes together on the holder or play individually!





# TubTUNER

“Mary Had a Little Lamb”

● = Fast

○ = Slow



Ma - ry had a Li - ttle Lamb Li - ttle Lamb Li - ttle Lamb



Ma - ry had a Li - ttle Lamb Its Fleece was White as Snow



● = Fast

○ = Slow

### “Row Row Row Your Boat”

○ ○ ○ ● ○ ○ ● ○ ● ○ ● ○ ●

Row Row Row Your Boat Gent - ly Down the Stream

● ● ● ● ● ● ● ● ● ● ● ● ● ● ● ●

Merr - i - ly Merr - i - ly Merr - i - ly Merr - i - ly

○ ● ○ ● ○ ●

Life is But a Dream





# TubTUNES

= Fast "The Ants Go Marching One by One"  
 = Slow



The Ants Go Mar - ching One by One Hurr - ah Hurr - ah



The Ants Go Mar - ching One by One Hurr - ah Hurr - ah



# TubTUNER

1



2



3





# TubTUNES

## "Twinkle Twinkle Little Star"



Notes: C C G G A A G F F E E D D C

Twinkle Twinkle Little Star How I Wonder What You Are



Notes: G G F F E E D G G F F E E D

Up Above the World so High Like a Diamond in the Sky

Repeat 1st line.



# TubTUNERs

## "I'm a Little Tea Pot"



C D E F G G A A G

I'm a Lit - tle Tea Pot Short and Stout



F F F E E D D D C

Here is my Han - dle Here is my Spout



# TubTUNES

## “London Bridge is Falling Down”



G A G F E F G D E F E F G

Lon - don Bridge is Fall - ing Down Fall - ing Down Fall - ing Down



G A G F E F G G E C

Lon - don Bridge is Fall - ing Down My Fair La - dy



# "The Farmer in the Dell"



The Far - mer in the Dell The Far - mer in the Dell



Hi - Ho the Der - ry - o The Far - mer in the Dell