

ALEX®

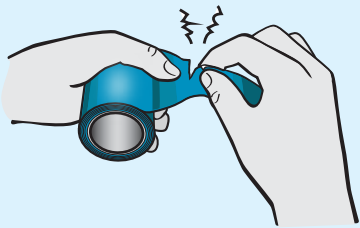
DUCT TAPE

WALLET™

e Just tear!

es ¡Sólo tienes que rasgar!

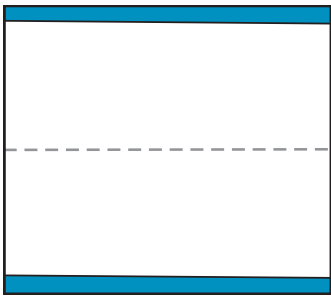
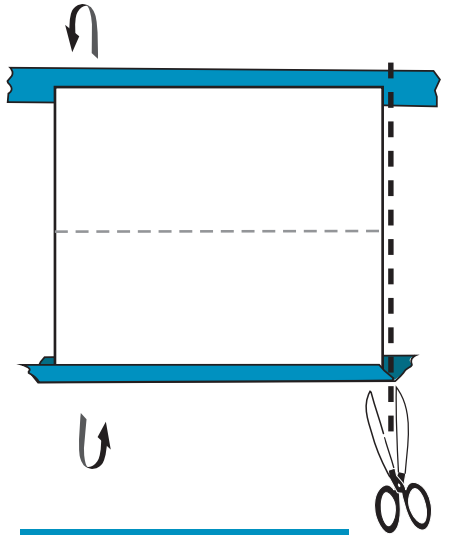
f Tu n'as qu'à déchirer!



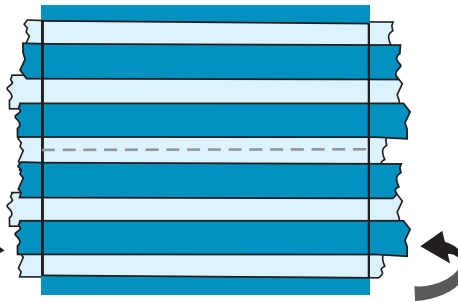
e Always fold over edges & trim extra tape.

f Plie toujours par-dessus les rebords et coupe le surplus de ruban.




es Pliega los bordes y corta la cinta extra.




+



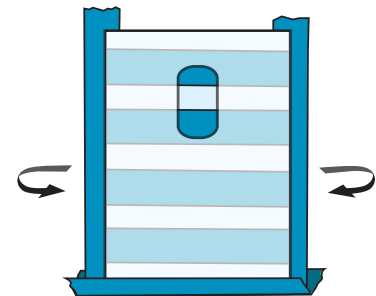
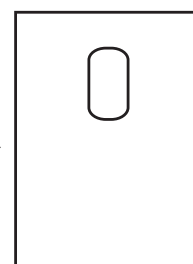
=



+



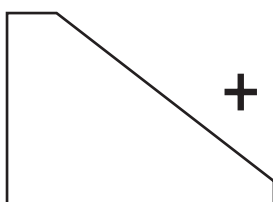
=




e Cover both sides & tape clear piece on top.

es Cubre ambos lados y pega con cinta la pieza transparente en la parte superior.

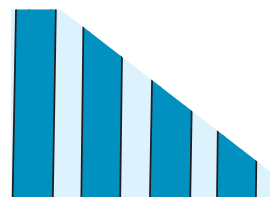
f Couvre les deux côtés et colle la partie transparente par-dessus!



+

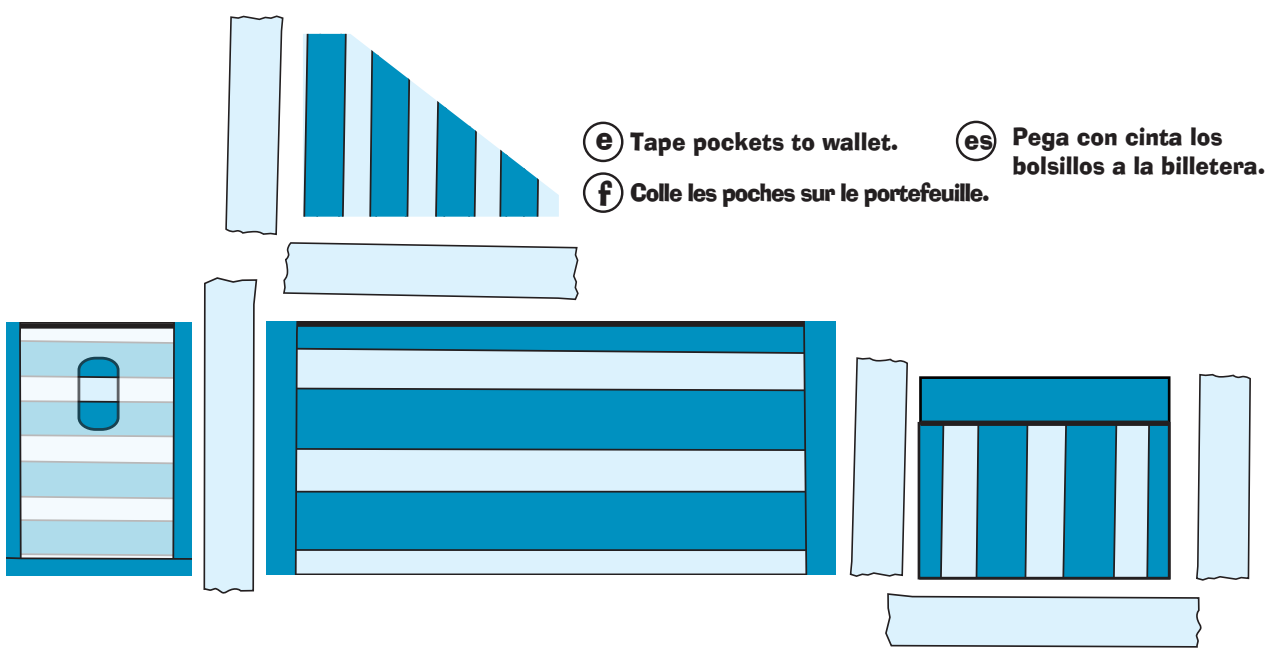
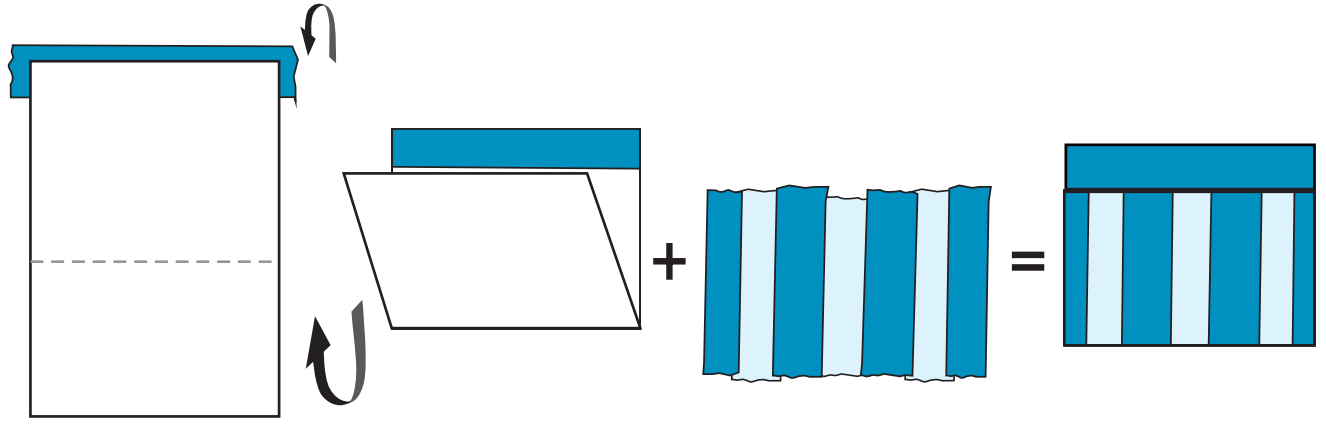


=

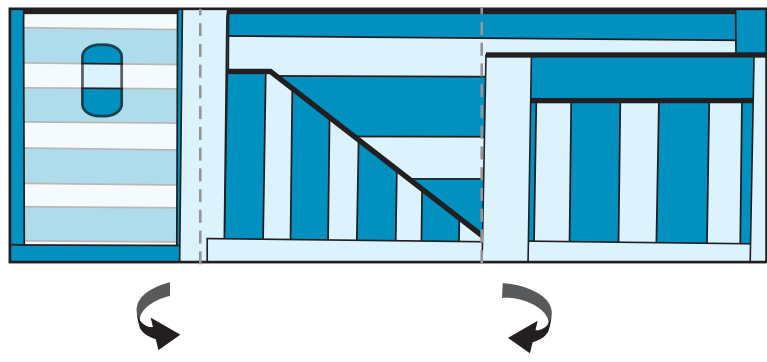


1
2
3
4
5
6
7
8
9
10
11

1
2
3
4
5
6
7
8
9
10
11
12
13
14
15
16
17
18
19
20
21
22
23
24
25
26
27
28
29



e Tape pockets to wallet. **es** Pega con cinta los bolsillos a la billetera.
f Colle les poches sur le portefeuille.


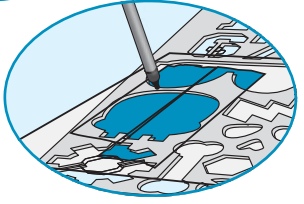
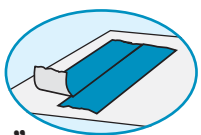


e Fold & Decorate!
f Plie et décore!
es ¡Pliega y decora!

e Make "stickers" using the non-stick paper!

f Fabrique des "autocollants" en utilisant le papier antiadhérent!

es ¡Crea "autoadhesivos" con el papel de cera!



e If your scissors get gummy, have an adult clean them with vinegar.

f Si tes ciseaux deviennent collants, demande à un adulte de les nettoyer avec du vinaigre.

es Si las tijeras se quedan pegajosas, pide a un adulto que las limpie con vinagre.