




# Pirate Tent Play Set

**Important** - Read instructions completely before assembling. Keep these instructions for future reference.



Tent Material & Care Instructions  
Fabric: 100% Polyester  
WIPE CLEAN ONLY  
Do not iron.

**WARNING:**  
**CHOKING HAZARD - Small parts.**  
Not for children under 3yrs.  
Adult Assembly Required.

**WARNING! KEEP AWAY FROM FIRE AND HEAT SOURCES.**

This tent meets the flammability requirements of CPAI-84. The fabric may burn if left in continuous contact with any flame source. Wipe clean only with a damp cloth—washing or other cleaning substances might render the flame-retardant coating ineffective.

Caution: Keep small parts and plastic bags out of children's reach during and after assembly.

#788

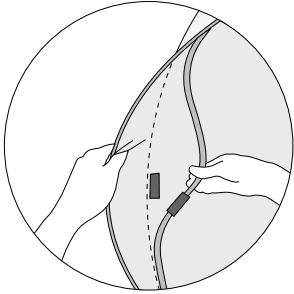
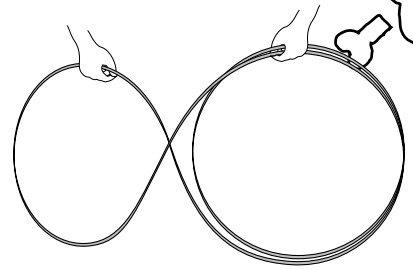
©2007 ALEX: Northvale, NJ 07647

[www.alextoys.com](http://www.alextoys.com)



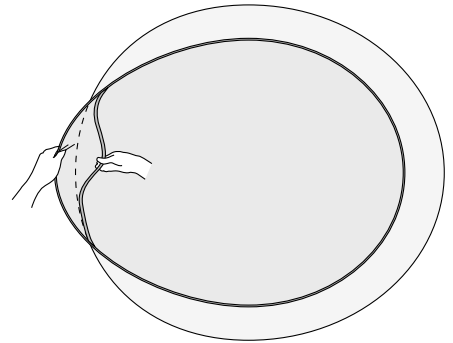
## Unfolding the tent

Carefully uncoil the tent frame and tent. Be sure to hold them away from your face and others.

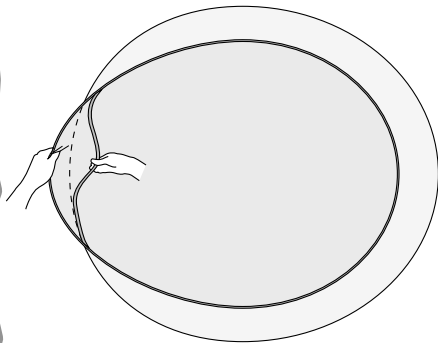


Attach the velcro tab on the tent frame to the velcro tab on the bottom of the tent.

Insert the rest of the frame into the skirt on the bottom of the tent.

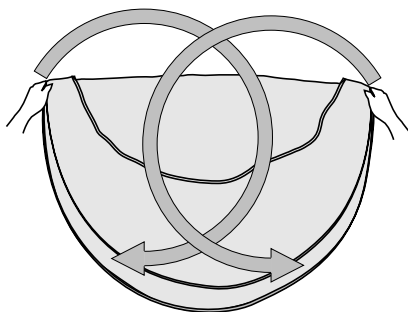
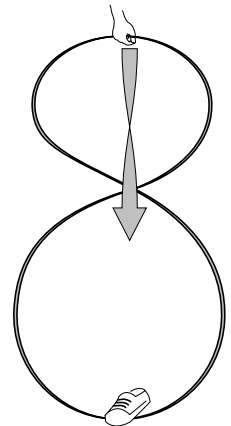


## Folding the tent



Remove the frame from the tent.

Coil the frame back up by stepping on the bottom of the loop and holding the top in one hand. Twist the frame counter-clockwise two revolutions while pushing down toward your foot.



Fold up the tent by holding two ends of the frame and twisting them into a coil.

Insert the coiled frame and tent into the bag.

