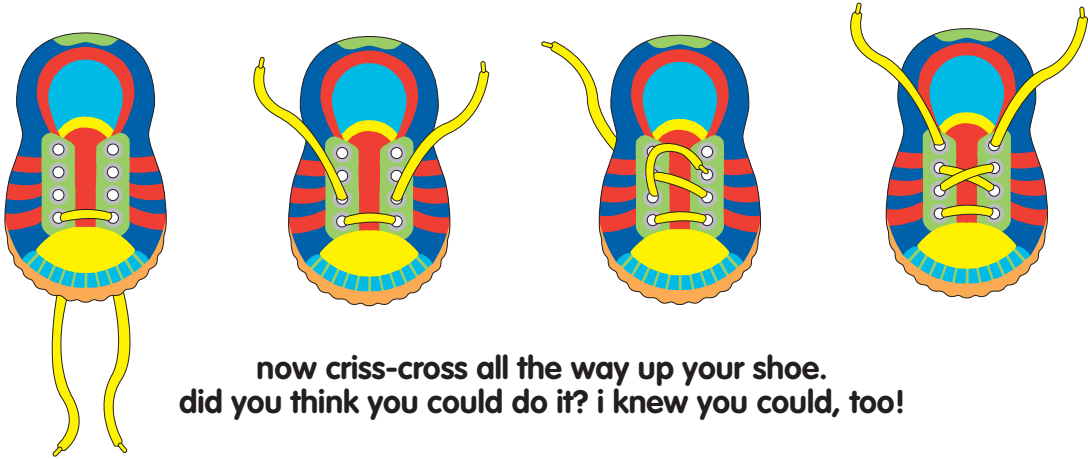


# one, two, tie my shoe!

## get ready!

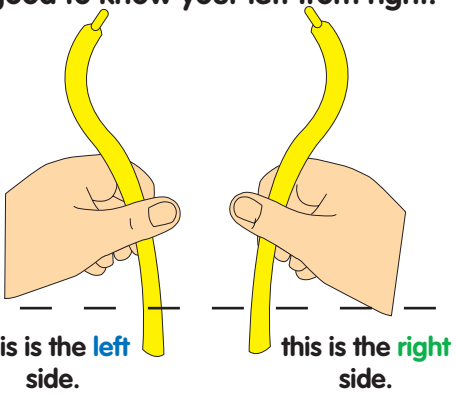
before you can learn to tie, you have to lace up your shoe.  
choose a shoe. now choose a lace. thread through the first two holes,  
nice and straight! are your two ends even? ok, great!



now criss-cross all the way up your shoe.  
did you think you could do it? i knew you could, too!


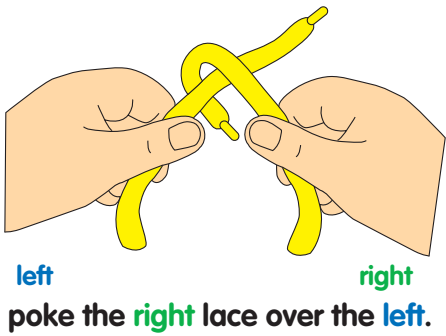
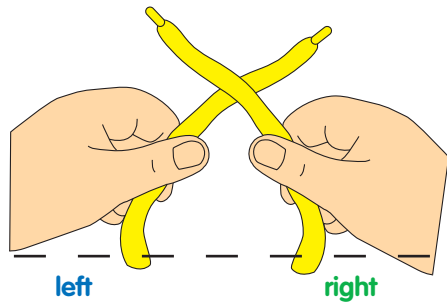
## get set!

to tie your laces nice and tight,  
it's good to know your left from right.



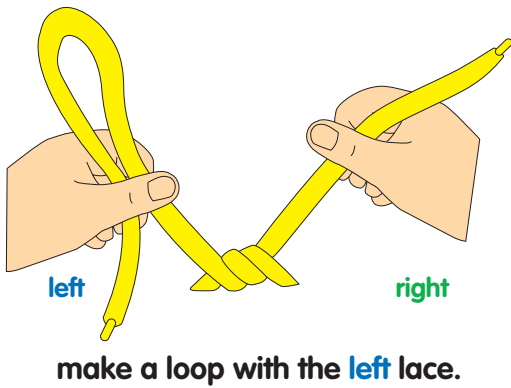


## go!

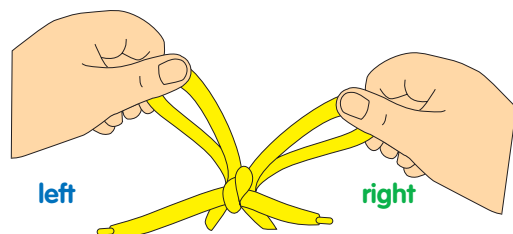
take your laces, make an X.



now pull both laces nice and straight.  
are your laces tight? you're doing great.



now make an X with your loops  
and poke the **right** loop in,  
just like the X that you made to begin!



slip your fingers inside and pull your bow tight.  
congratulations! i knew you would do it right!