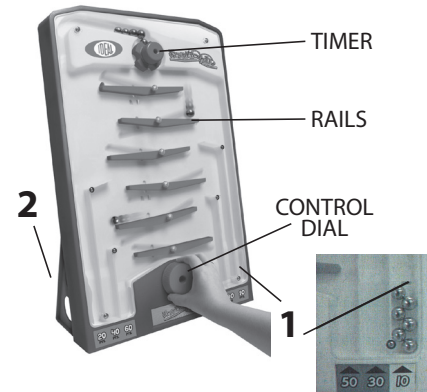





FRANTIC FALL™ Instructions

5+


1. Pull out plastic tab at bottom right back corner to release the steel balls into play.
2. Attach two legs into slots at bottom of game.
3. Turn timer switch on the back of the game to off position.



4. Turn timer clockwise to wind motor. Turn gently until completely wound.
5. Turn game board upside down to position steel balls in the top slot.
6. Turn timer on which will release steel balls one by one into playing field.



7. Rotate the bottom control dial to rock the rails back and forth moving the balls carefully down the rails into the higher point value slots. You will need patience, a steady hand and lightning fast reflexes to reach the bottom. The lower the rail the higher you score! Hurry before the next ball drops.



8. Add up your total after all six balls are played, the high score wins.

 **WARNING:**
CHOKING HAZARD - Toy contains small parts and small balls. Not suitable for children under 3 years.

©2013 POOF®-Slinky®, Inc.
P.O. Box 701394
Plymouth, MI 48170-0964
www.poof-slinky.com
Made in China

