

DUCT TAPE TOTE

Watch Video Instructions
alextoys.com

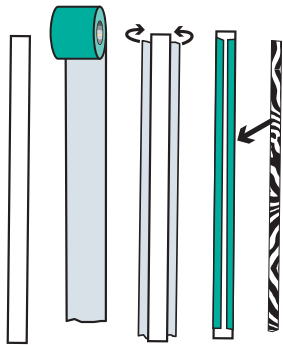


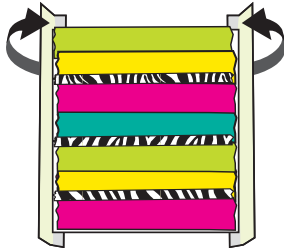

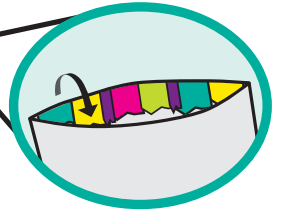
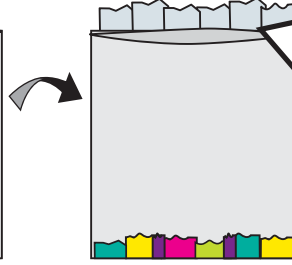
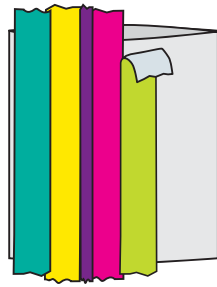
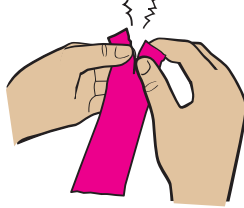
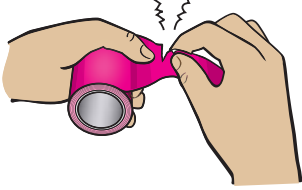
E Video instructions- www.alextoys.com Search: "Duct Tape Tote"	Es El video con las instrucciones- www.alextoys.com Búsqueda: "Duct Tape Tote"
F Les instructions sur vidéo- www.alextoys.com Recherche: "Duct Tape Tote"	D Anleitung auf Video- www.alextoys.com Suche: "Duct Tape Tote"

e Just tear!

es ¡Solo tienes que rasgar!

f Tu n'as qu'à déchirer!

d Einfach abreißen!


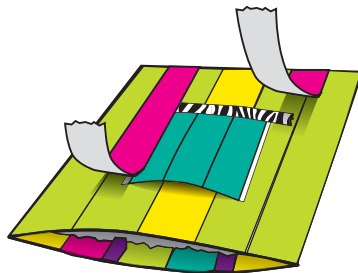
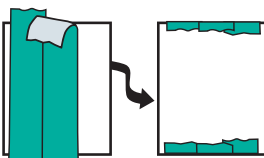
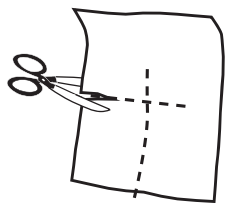
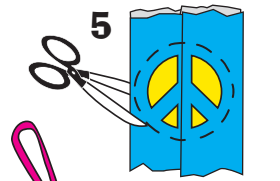
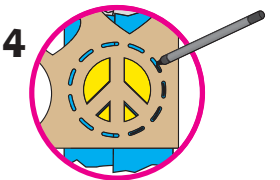

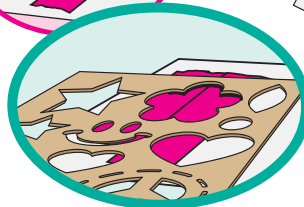
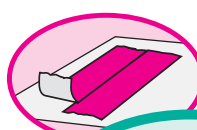


e Make "stickers" using the non-stick paper!

f Fabrique des "autocollants" en utilisant le papier antiadhérent!

es ¡Crea "autoadhesivos" con el papel de cera!

d Bastle "Stickers" mit Antihaft-Papier!



e Cover a small piece of paper for a pocket!

es Cubre una pequeña pieza de papel para hacer un bolsillo.

f Recouvre un bout de papier pour la poche.

d Beklebe ein kleines Stück Papier für eine Tasche.



e If your scissors get gummy, have an adult clean them with vinegar.

f Si tes ciseaux deviennent collants, demande à un adulte de les nettoyer avec du vinaigre.

es Si las tijeras se quedan pegajosas, pide a un adulto que las limpie con vinagre.

d Wenn deine Schere klebrig wird, lass sie von einem Erwachsenen mit Essig reinigen.